



SPRINGER NATURE EXPERIMENTS

The unique research solution for
laboratory procedures

- Largest collection of protocols and methods with over 60,000 papers
- Machine-learned index of laboratory procedures by research techniques, model organisms and cell lines
- High-quality, peer-reviewed protocols and methods from the most established journals and books in the field

Key benefits

- Save time by evaluating article relevance with quick metrics such as numbers of citations and downloads
- Access the best laboratory procedures in your field and keep up to date with the latest cutting-edge methods
- Assess and compare protocols and methods on dedicated pages with figures and videos, keywords and related articles
- Retrieve accurate search results with advanced filter options specific to laboratory procedures

Disciplines covered include:

- | | |
|---------------------|-------------------------------|
| • Biochemistry | • Infectious Diseases |
| • Bioinformatics | • Microbiology |
| • Biotechnology | • Molecular Medicine |
| • Cancer Research | • Neuroscience |
| • Cell Biology | • Pharmacology and Toxicology |
| • Genetics/Genomics | • Plant Science |
| • Imaging | • Protein Science |
| • Immunology | |

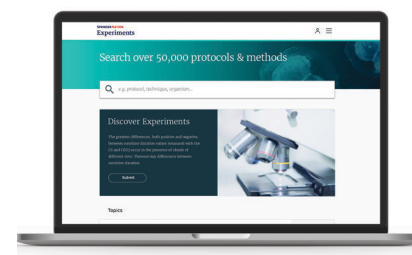
SPRINGER NATURE
Experiments

nature|methods

nature
protocols

 **Springer** Protocols

protocolexchange



**ADVANCING
DISCOVERY**


experiments.springernature.com

Smart search

Experiments combines the key features of a database with indexing and discovery features supported by laboratory procedures specific functionalities.

Concept identification in search input

Our semantic search recognizes research techniques, model organisms and cell lines in search queries.

 hela western blot


200 results for "hela western blot"

Concepts identified: Technique: Western Blot Cell Line: HeLa

Articles contextual insights

Protocol Exchange (2011) | **OPEN** Protocol

Western blot analysis of IR fluorescently labelled proteins using the G:BOX Imaging System and the Odyssey Infrared Imaging System.

Lindsey Bunn , Jane Gray

This protocol describes two imaging methods for **Western blot** detection of IR fluorescently labelled proteins using the CCD based G:BOX IR⁶ Imaging System and laser scanning Odyssey Infrared Imaging System. This protocol was used to detect expression ...[more](#)

Techniques: **Western Blot**, Infrared Imaging, SDS-PAGE

Filter options to narrow down your search

Publication Year

1997 2018

Video

☐ Video available 1

Technique [Show all](#)

☐ Cell And Tissue Culture 152

☐ SDS-PAGE 122

☐ Transfection 107

☐ PCR 53

☐ Cell Lysis 49

Article Category

☐ Protocol 200

Source

☐ Nature Research 11

☐ Nature Protocols 9

☐ Protocol Exchange 2

☐ Springer 189

☐ Methods In Molecular Biology 176

☐ Methods In Molecular Medicine 12

☐ Springer Protocols Handbooks 1

Browsing and discovering

Our thorough technique pages gather key protocols and methods related to major techniques in the life sciences.

Over 20 technique topic pages

Molecular techniques

[Single-molecule Assay](#) | [In Situ Hybridization](#) | [Recombinant Protein Expression](#)

[Western Blot](#) | [ChIP-seq](#) | [CRISPR](#) | [Cross-linking](#) | [High-Throughput Sequencing](#)

Microscopy techniques

[Calcium Imaging](#) | [Super-resolution Microscopy](#) | [Cryo-EM](#) | [Two-photon Microscopy](#)

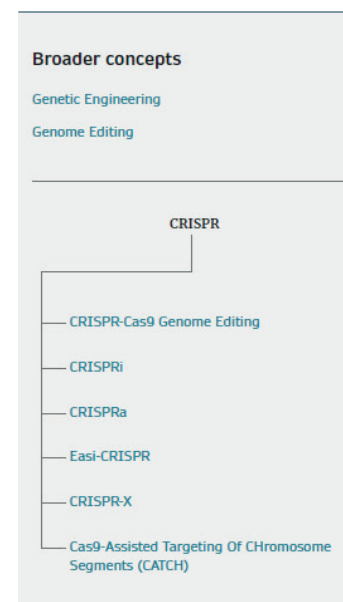
Navigate easily through key papers related to your research technique

CRISPR Protocols And Methods

[Recently cited](#) | [Recently published](#) | [Review papers](#) | [Synonyms](#)

Take advantage of our free search tool to find Springer Nature protocols and methods related to CRISPR systems, the most applied technique in Genome Editing.

Explore sub-techniques or broader concepts with our unique technique hierarchy



Detailed article evaluation pages

These well-structured comprehensive reviews compile key information and metrics on each article.



Full-list of authors with contacts of corresponding authors

18 December 2008

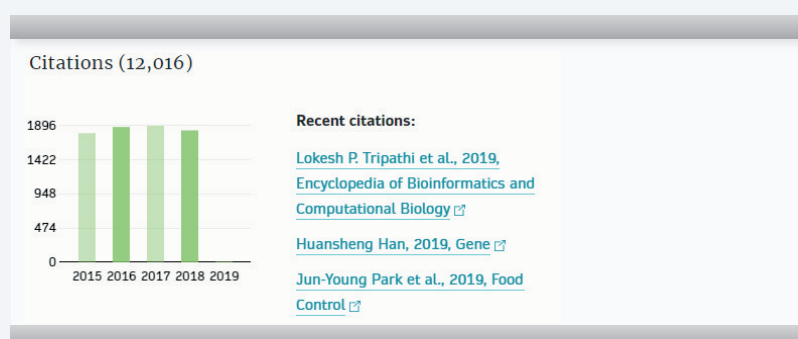
Systematic and integrative analysis of large gene lists using DAVID bioinformatics resources

Authors:
Da Wei Huang ^{1,2}, Brad T Sherman ^{1,2}, Richard A Lempicki ²

[show more details](#)

[Full text](#) [PDF](#)

Last three citations and citation history to gauge successful and consistent application of the article in research



Related-articles to discover more articles using the same research technique

Related articles

Based on techniques

[ChIP-on-Chip Analysis Methods for Affymetrix Tiling Arrays](#)
Sean J. Yoder , 2015, Springer Protocols

[A Network-Based Integrative Workflow to Unravel Mechanisms Underlying Disease Progression](#)
Faiz M. Khan et al., 2017, Springer Protocols

[Omics in Zebrafish Teratogenesis](#)
Benjamin Piña et al., 2018, Springer Protocols


Keywords highlighting techniques used in the paper

Keywords

Techniques:
Microarray, DAVID Bioinformatics Tool, Genomics, Proteomics, ChIP-on-chip, Gene Functional Annotation

Others:
Computational Biology, Bioinformatics, Bio-knowledge database, High throughput gene functional analysis, Gene functional classification, DAVID, DAVID software, Gene list, Gene list analysis, Gene identifier, Gene ID

Figures and videos to assess the level of detail of the procedure



Associated articles to access previous or more recent versions of a given protocol

Associated articles

[Robert Vaser et al., 2015](#)

(This version), 2009



Users testimonials



Have your say and email experiments@springernature.com if you are interested in taking part in our user research.

"What I like about this tool is that it's dedicated to protocols, I can search by methods and techniques, I can narrow down by techniques."

PostDoc, Molecular Biology

"Better and more selective than PubMed for finding technical papers."

PhD student, Cell and Molecular Biology

Availability and access

The Springer Nature Experiments research solution is free to use but access to the full text articles from Nature Methods, Nature Protocols and Nature Methods requires a licence.

To request a trial for your institution, please email us at

experiments@springernature.com